

SJ01 Industrial Joystick

Product Features

- Potentiometer or Hall sensors.
- Single axis or dual axis.
- IP64
- Easy to install, flexible operation, uniform texture, maintenance-free.
- High-intensity lever and excellent proportional control or switch output.

Application

SJ01 industrial joystick, is mainly used in hydraulic promotional control or variable frequency motor control, such as construction machinery, rotary drilling, cranes, etc. Aerial Fire Truck, Crane, Shield Tunneling Machine, Oil Hoist, etc.

Technical Information

Environment Parameter

Storage temperature	-50°C ~ +80°C
Operating temperature	-40°C ~ +80°C
Protection grade	IP64
Vibration	Amplitude $\pm 3g$, frequency 10Hz-200Hz
Shock	20g, 6ms, Semi-sinusoidal
EMC anti-interference rank	100V/m, 30MHz-1GHz, 80% Sine-wave modulation, meet EN 0082-2 (1995) standard

EMC emission rank	Rank B, 150KHz to 30MHz, meet EN 50081-2 (1993) standards
-------------------	---

ESD anti-interference grade	Rank 4, 8kv contact discharge, 15kv air discharge, meet IEC 61000-4-2 standards
-----------------------------	---

Mechanical Parameter

Mechanical angle	Potentiometer: $\pm 32^\circ$, Hall: $\pm 20^\circ$
Operating torque	5N (50Nmax)
Mechanical life	5 million
Mechanical error	$\pm 0.5^\circ$

Electrical Parameters

Hall	
Power supply voltage	$5 \pm 0.5VDC$
Power consumption of current	6.5 mA/hall sensor
Resolution ratio	Infinite
Maximum voltage	15 VDC
Reverse polarity maximum voltage	14.5VDC
Load resistance	5K Ω
Median voltage (no-load)	48 ~ 52%Vs

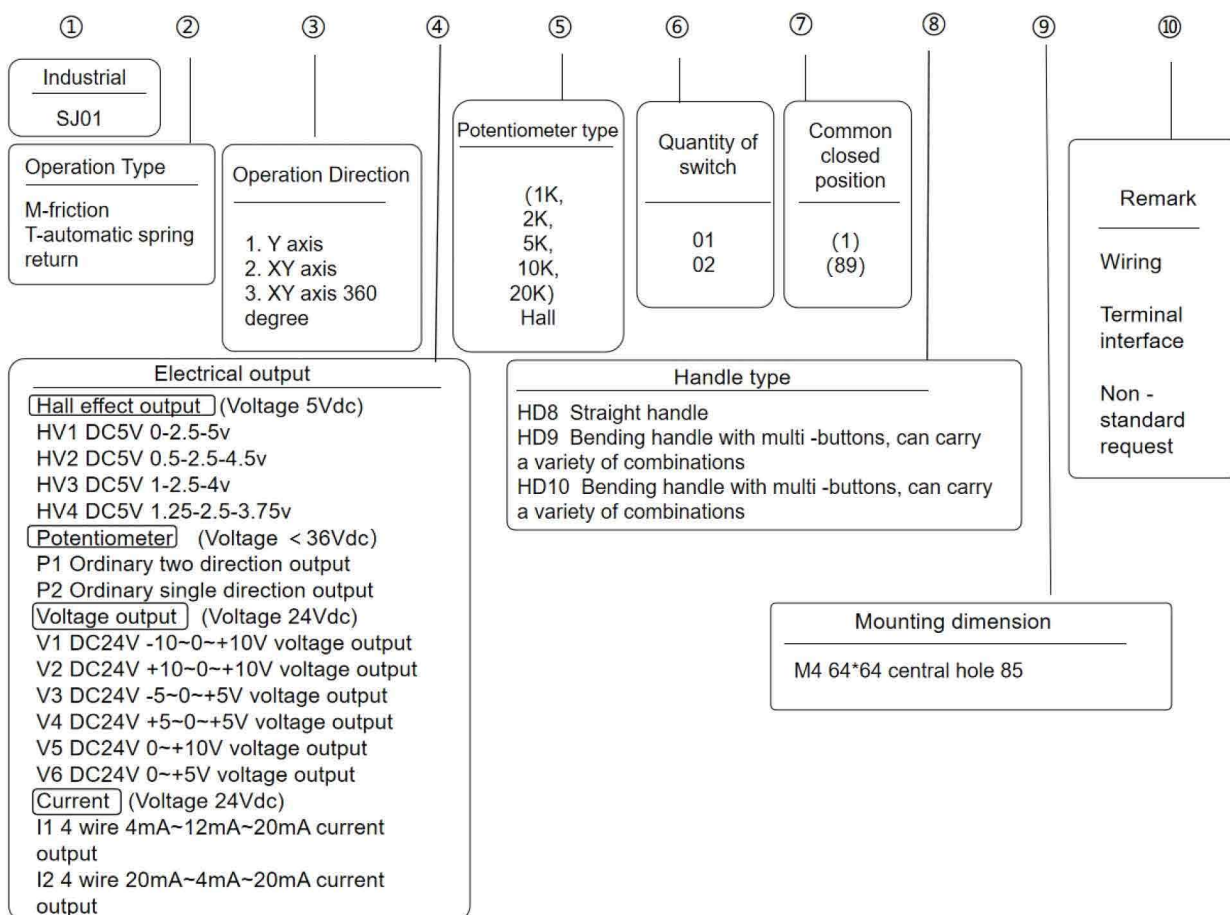
Potentiometer

Power supply voltage	DC24V
Power supply current	<20mA
Resolution ratio	Infinite



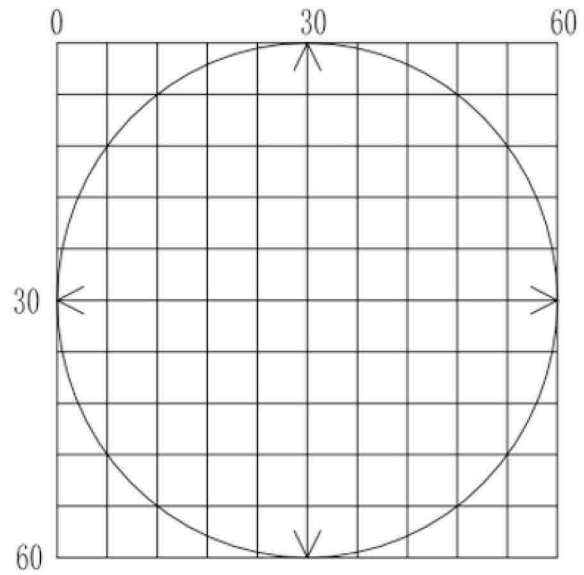
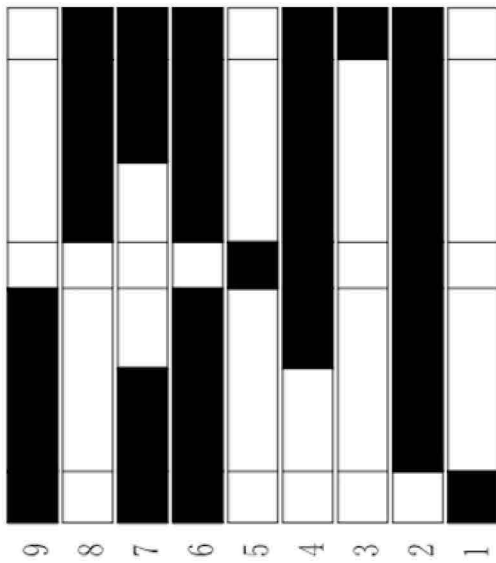

Resistance (10%)	1K Ω ,2K Ω ,5K Ω ,10K Ω ,20 K Ω
Electrical angle	± 32°
Output voltage range (relative voltage)	0~100%; 10~90%
median voltage	48%~52%
Potentiometer maximum load of voltage	32VDC
Maximum power consumption (25 °C)	0.25W
Switch direction	Switch position ±3°

PRODUCT CONFIGURATION



Product Installation

Entity on behalf of the switch is closed



Analog output refer to following figure

Analog output refer to following figure

PRODUCT INSTALLATION

