

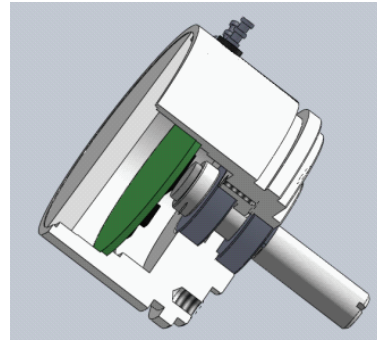
WDC35

数字电位器

产品实物图 (Product)



内部结构图 (Basic Construction)



特征(Features)

- 采用传感器原理生产，具有良好的线性、精度和温度稳定性。
- 采用软件实现功能，可以根据使用要求变化进行定制。
- 工作方式为非接触，避免传统电位器的磨损，寿命长，可靠性高。
- 由于取消了传统电位器中的电刷基片，有效行程达到360°，实现无盲区测量。
- 输出信号类型多（0-5V/0-10V/4-20mA/串行数字信号输出），方便信号采集处理。
- 可以通过软件实现有效行程和输出信号的变化，满足各种特殊要求。
- 应用范围广，使用灵活。

- Adopting the principle of sensor production, it has good linearity and stable temperature.
- Adopting the function by software, can be customized according to requirements.
- It is non-contact, avoid the abrasion of traditional potentiometer. It has a long life and high reliability.
- Due to the cancellation of the brush substrate in the traditional potentiometer, the effective stroke reached 360 degrees, so it has no blind area measurement.
- Variety types of output signal (0-5V/0-10V/4-20mA/ serial digital signal output). It is convenient to collect and process the signal.
- Can realize the change of the effective stroke and output signal through software to meet a variety of special requirements.
- A wide range of applications and flexible usage.

参数(Specification)

- 接线说明(Wiring instructions)

VCC	GND	OUT
电源正极	电源负极	信号输出

- 一般规格(General specifications)

机械转角 Theory electrical corner	360° (无停止位No stop bit)	机械寿命 Mechanical life	理论上无限(取决于轴承的寿命) Theoretically infinite (depending on the bearing life)
工作温度 Use environment	-30°C~+80°C	质量Weight	约60g about 60g
储存温度 Storage temperature	-30°C~+80°C	外壳Shell	铝合金，表面阳极氧化 Aluminum alloy, anodized surface
防护等级 Levels of protection	IP54	轴Shaft	不锈钢 Stainless steel
旋转力矩 Starting torque	<5mN·m	轴承Bearing	2组精密滚珠轴承 2 sets of precision ball bearings

WDC35

数字电位器

数字电位器

● 电气性能(Electrical properties)

电气转角 Theory electrical corner	360°	
独立线性公差 Independent linear degrees	标准级 : 0.3% ; 精密级 : 0.2% ; 超精密级0.1% standard level : 0.3% ; precision level : 0.2% ; Ultra precision stage :0.1%	
分辨率 Resolution	4096位 (12位) 4096 bit (12bit)	
采样率 Sampling rate	384us/96us (高速high speed)	
工作电流 Working current	5V±10%	15~30V
输出信号 Output signal	0~5V (ratio)	4~24mA
最大工作电流 Maximum operating current	<16mA	<35mA
始末端输出偏差 Output deviation from the beginning to the end	<1%·VCC	<0.05mA
负载电阻 Load resistance	>10KΩ	<600Ω

● 可选特性(Optional features)


电气部分Electrical	输出范围output range	标准输出0~100% Standard output 0~100%
	输出方向Output direction	标准为顺时针信号输出，也可设置为逆时针信号输出。 Standard for clockwise signal output, also can be set to counterclockwise signal output.
	其他输出方式Other output mode	可实现特殊宽电压9~30V输入，4~20mA/0~20mA输出；宽电压0~5V，PWM输出等。 Can realize the special wide voltage 9~30V input, 4~20mA/0~20mA output; wide voltage 0~5V, PWM output.
	特殊轴型Special shaft type	可根据客户要求做特殊轴长，特殊轴径、或轴上特殊加工。According to customer requirements to make the special shaft length, special shaft diameter, or shaft special processing.
机械部分Mechanical	特殊机械转角Special mechanical rotation	带停止位(345°)，可提供270°、180°、90°等特殊机械转角；也可以由客户指定。With a stop bit (345 degree), can provide 270°、180°、90°and other special mechanical angle and also can be customized.
	特殊力矩Special torque	可提供<0.5mN·m的轻力矩产品或<30mN·m的高力矩产品。 Producing light torque products <0.5mN m and high torque products or <30mN - m.
	特殊防护等级Special protection grade	可提供IP54以上的特殊防护等级产品。 Provide products with special protection grade more than IP54.

如有其它特殊需求（如数字信号、PWM输出信号等）请与公司联系。

If you have other special requirements (such as digital signal, the output signal of the PWM etc.) please contact us.

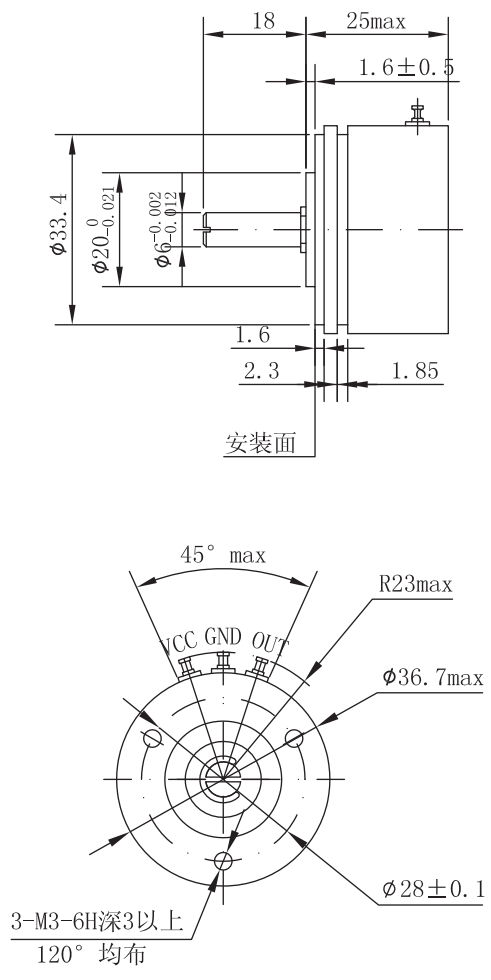
WDC35

数字电位器

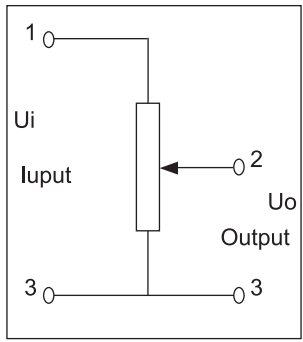


数字电位器

尺寸图(Installation Size)



电路图(Output circuitry)



1、3端接输入
2号端接输出

1、3 terminal is connected with the input
2、connected with the output